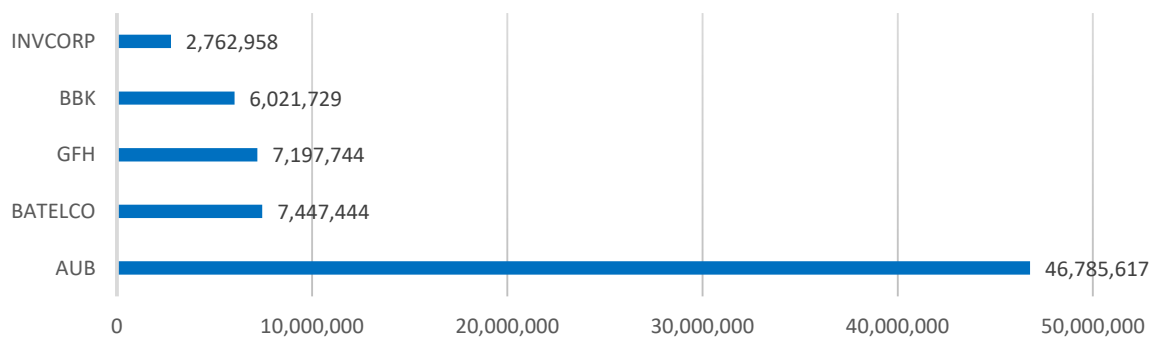


Equity Market Statistics

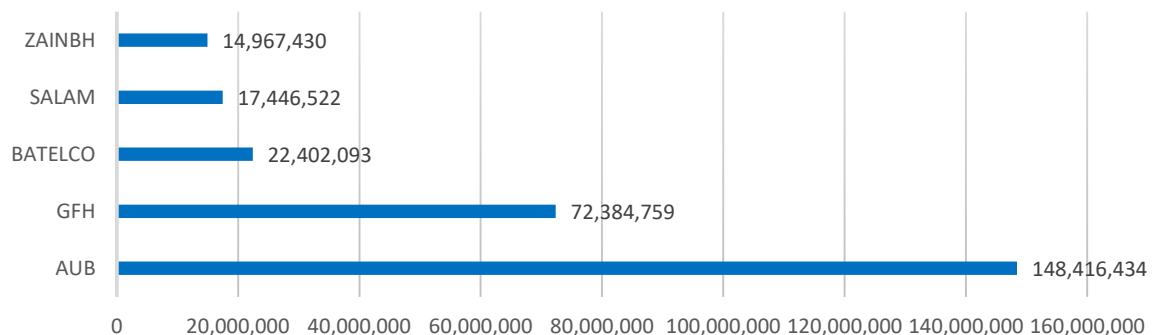
Top 5 Best performing Companies by Value

Symbol	Value	% of Sector	% of Market	Turnover
AUB	46,785,617	83.80%	55.49%	1.65%
BATELCO	7,447,444	56.58%	8.83%	1.24%
GFH	7,197,744	58.04%	8.54%	2.21%
BBK	6,021,729	10.79%	7.14%	1.01%
INVCORP	2,762,958	22.28%	3.28%	0.83%



Top 5 Best performing Companies by Volume

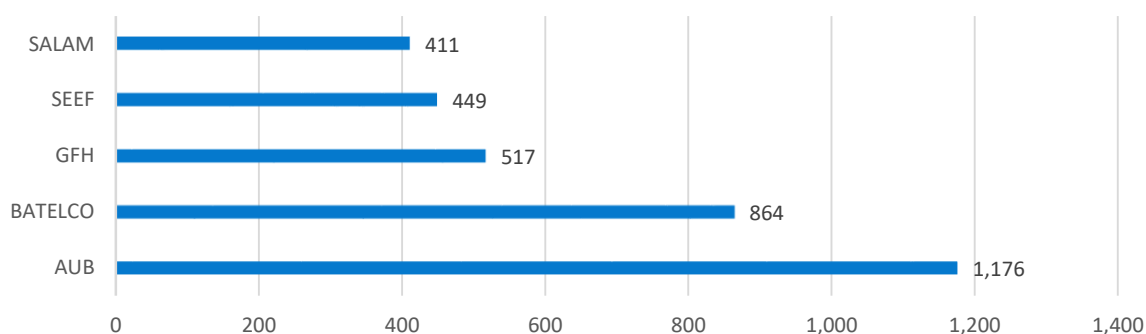
Symbol	Volume	% of Sector	% of Market	Turnover
AUB	148,416,434	78.53%	44.05%	1.65%
GFH	72,384,759	84.79%	21.48%	2.21%
BATELCO	22,402,093	45.90%	6.65%	1.24%
SALAM	17,446,522	9.23%	5.18%	0.78%
ZAINBH	14,967,430	30.67%	4.44%	3.53%



Equity Market Statistics

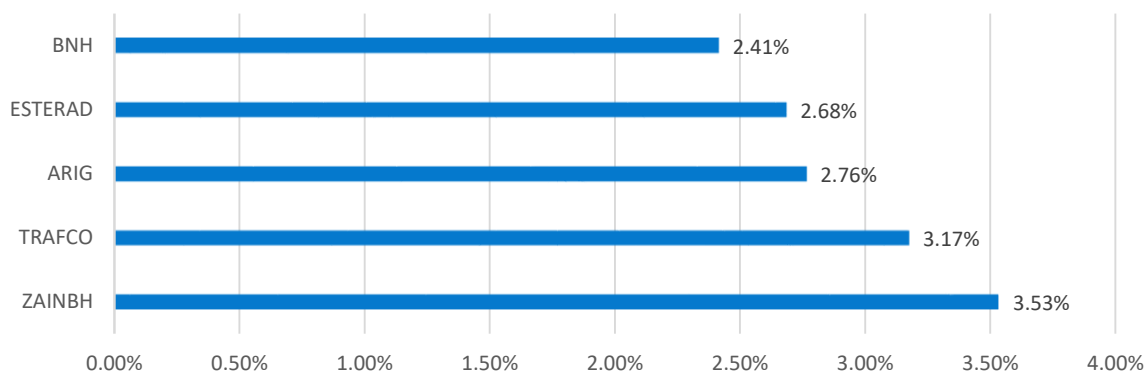
Top 5 Best performing Companies by Number of Trades

Symbol	Trades	% of Sector	% of Market	Turnover
AUB	1,176	54.95%	22.37%	1.65%
BATELCO	864	45.31%	16.43%	1.24%
GFH	517	63.99%	9.83%	2.21%
SEEF	449	23.54%	8.54%	0.76%
SALAM	411	19.21%	7.82%	0.78%



Top 5 Highest Securities in terms of Share Turnover

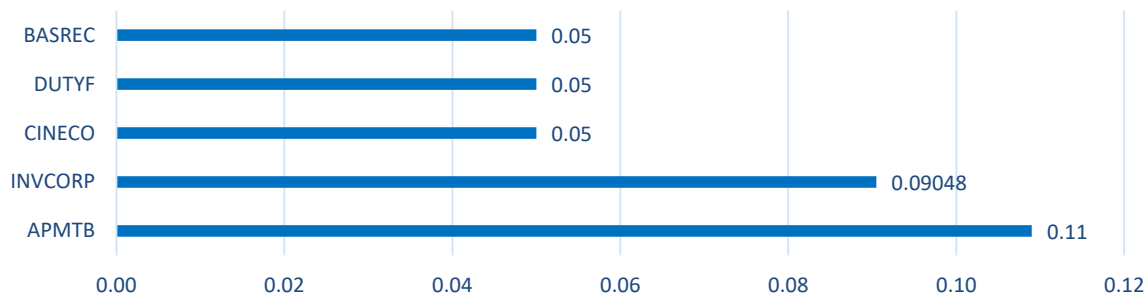
Symbol	Volume	Value	Closing Price	Turnover
ZAINBH	14,967,430	1,142,283	0.088	3.53%
TRAFKO	2,666,824	807,312	0.316	3.17%
ARIG	5,643,592	652,952	0.285	2.76%
ESTERAD	5,210,294	657,627	0.175	2.68%
BNH	2,809,115	763,377	0.266	2.41%



Listed Companies Financial Information

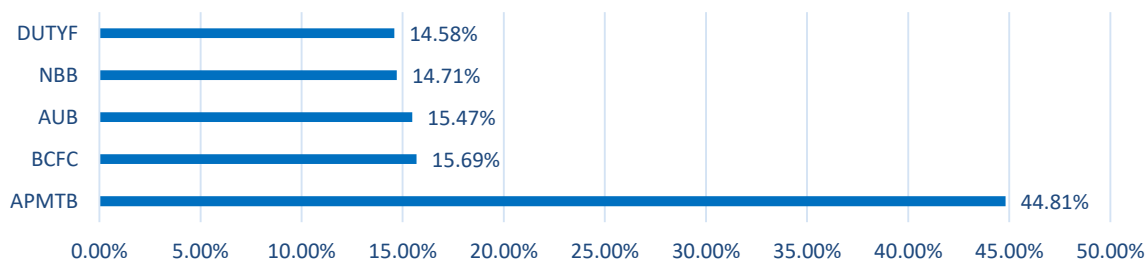
Top 5 by Dividend Per Share

Rank	Broker	Dividened Per Share
1	APMTB	0.109
2	INVCORP	0.090
3	CINECO	0.050
4	DUTYF	0.050
5	BASREC	0.050



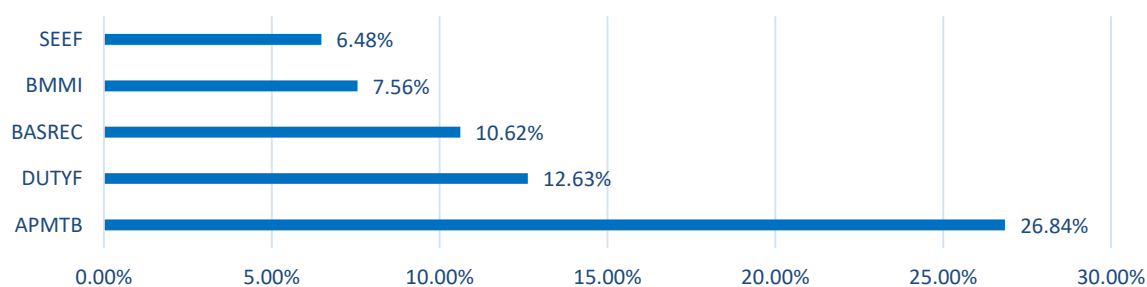
Top 5 by Return on Equity

Rank	Broker	Return on Equity
1	APMTB	44.81%
2	BCFC	15.69%
3	AUB	15.47%
4	NBB	14.71%
5	DUTYF	14.58%



Top 5 by Return on Assets

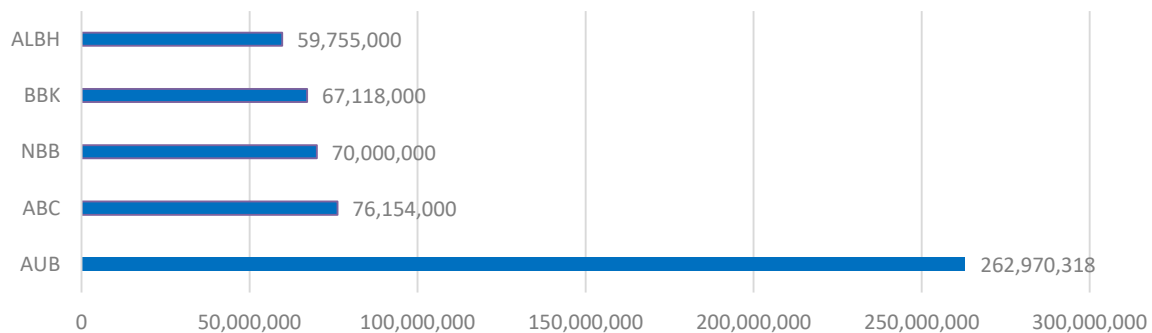
Rank	Broker	Return on Assets
1	APMTB	26.84%
2	DUTYF	12.63%
3	BASREC	10.62%
4	BMMI	7.56%
5	SEEF	6.48%



Listed Companies Financial Information (Continued)

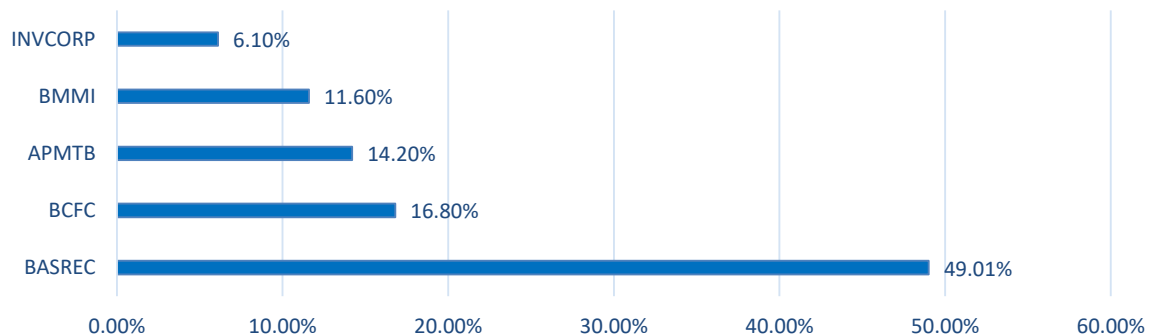
Top 5 by Annual Net Profit

Rank	Broker	Annual Net Profit
1	AUB	262,970,318
2	ABC	76,154,000
3	NBB	70,000,000
4	BBK	67,118,000
5	ALBH	59,755,000



Top 5 by Earnings Per Share

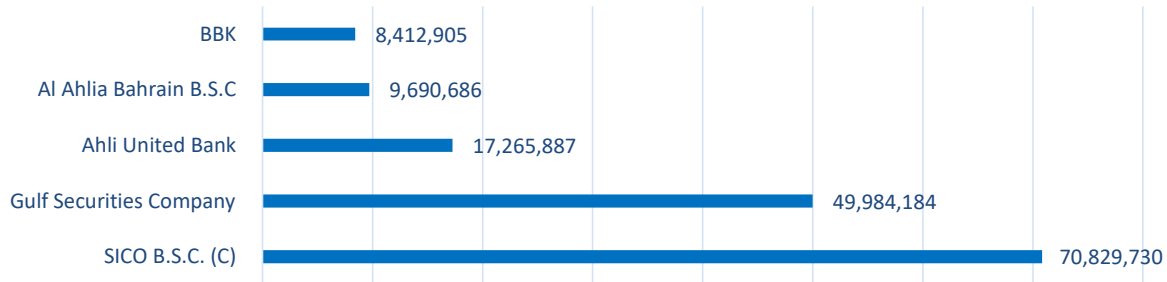
Rank	Broker	Earnings Per Share
1	BASREC	49.01%
2	BCFC	16.80%
3	APMTB	14.20%
4	BMMI	11.60%
5	INVCORP	6.10%



Broker Market Statistics

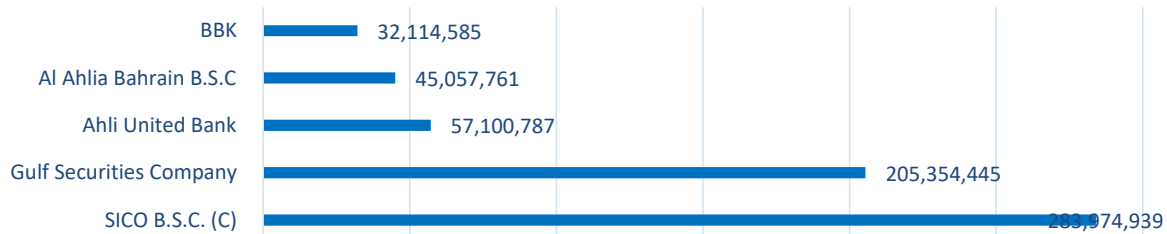
Top 5 by Value

Rank	Broker	Value
1	SICO B.S.C. (C)	70,829,730
2	Gulf Securities Company	49,984,184
3	Ahli United Bank	17,265,887
4	Al Ahlia Bahrain B.S.C	9,690,686
5	BBK	8,412,905



Top 5 by Volume

Rank	Broker	Volume
1	SICO B.S.C. (C)	283,974,939
2	Gulf Securities Company	205,354,445
3	Ahli United Bank	57,100,787
4	Al Ahlia Bahrain B.S.C	45,057,761
5	BBK	32,114,585



Top 5 by Number of Trades

Rank	Broker	Trades
1	SICO B.S.C. (C)	4,259
2	Gulf Securities Company	2,619
3	BBK	882
4	Nasser Abbas Khosrou	760
5	Mubasher Financial Services	643

