

INOVEST B.S.C.

**SHARI'A SUPERVISORY BOARD REPORT
INTERIM CONDENSED CONSOLIDATED
FINANCIAL STATEMENTS**

31 MARCH 2022 (REVIEWED)

Commercial registration number

48848 obtained on 18 June 2002

Board of Directors

Mohammad Hamad Al-Shalfan

- Chairman

Mohammad Salah Al-Ayoub

- Vice-Chairman

Abdulaziz Asaad Al-Sanad

- Director

Mohamed Abdulwahab Al Matook

- Director

Abdullah Mohammed Al-Abduljader

- Director

Dr. Abdulaziz Fahad Al Dakheel

- Director

Ausama Abdulrahim Al-Khaja

- Director

Chief Executive Officer

Yaser Hamad Al-jar

Board Secretary

Riyadh Mahmood Mulla Ahmed

Sharia'a Supervisory Board

Sheikh Dr. Hamad Yusuf Al Mazrouei

- Chairman

Sheikh Dr. Abdulrahman Mohammed Al Balool

- Member

Sheikh Dr. Mohammed Abdulrahman Al Sharfa

- Member

Corporate Governance, Nomination and Remuneration Committee members

Mohammed Abdulwahab Al Matook

- Chairman

Abdullah Mohammed Al-Abduljader

- Vice-Chairman

Mohammad Hamed Al-Shalfan

- Member

Audit and Risk Committee members

Ausama Abdulrahim Al-Khaja

- Chairman

Mohammad Salah Al-Ayoub

- Vice-Chairman

Abdullah Mohammed Al-Abduljader

- Member

Registered office

35th floor, East Tower

Bahrain Financial Harbour

P.O. Box 18334

Manama

Kingdom of Bahrain

Telephone no. +973 1715 5777

Bankers

Bahrain Islamic Bank B.S.C.

Ithmaar Bank B.S.C.

Kuwait Finance House (Bahrain) B.S.C. (c)

Kuwait Finance House (Kuwait) K.S.C.P.

Boubyan Bank (Kuwait)

Khaleeji Commercial Bank B.S.C.

Al Baraka Islamic Bank B.S.C. (c)

Al Salam Bank, Bahrain B.S.C.

Auditors

Ernst & Young (EY)

P.O. Box 140

10th Floor, East Tower

Bahrain World Trade Center

Manama, Kingdom of Bahrain

Share registrars

Bahrain Clear

Bahrain Financial Harbour, Harbour Gate,

Level 4, P.O.Box 3203

Manama

Kingdom of Bahrain

Kuwait Clearing Company S.A.K.

P.O. Box 22077

Safat 13081

State of Kuwait

In the name of Allah, The Beneficent, The Merciful

Sharia Supervisory Board Report on the activities of INOVEST Company B.S.C For the Three Months Period Ended 31 March 2022.

All praise is due to Allah , Lord of the worlds, Prayers and Peace are upon the last messenger, our prophet Mohammed, his family and companions.

To the Shareholders of INOVEST B.S.C “**the Company**”,

Acting as Sharia Supervisory Board "**SSB**" pursuant to the appointment resolution passed by the General Assembly of the Company and SSB meeting on Tuesday 10th May 2022 in State of Kuwait, we are required to provide the following report:

The SSB has reviewed the Company's principles, contracts related transactions, and applications submitted by the Company's management for the Three months period ended 31 March 2022 , and based on the Sharia auditor presentation of the Company's activities for the abovementioned period, and comparing it with the fatwa and rulings issued.

The Company's management is responsible for ensuring that the Company conducts its business in accordance with the Islamic Shari'a Rules and principles. It is our responsibility to form an independent opinion, based on our review of the Company's operations and to report to you.

We planned and performed our review so as to obtain all the information and explanations which we considered necessary in order to provide us with sufficient evidence to give reasonable assurance that the Company has not violated Islamic Shari rules and principles.

In our opinion:

The contracts and transactions concluded by the Company during the Three Months Period Ended 31 March 2022 that we have reviewed are in compliance with the Islamic Shari'a Rules and Principles.

Also, the SSB has approved the financial statements and concluded that it's prepared in an acceptable form from Islamic Sharia view. The respective report has been prepared based on the information provided by the Company.

Prayers and Peace are upon the last messenger, our prophet Mohammed, his family and companions.

Dr. Hamad Yusuf AlMazrouie


Chairman

Dr. Abdulrahman Mohamad Al-Baloul

Vice Chairman

Dr. Mohamad Abdulrahman AlShurafa

Member



REPORT ON REVIEW OF THE INTERIM CONDENSED CONSOLIDATED FINANCIAL STATEMENTS TO THE BOARD OF DIRECTORS OF INOVEST B.S.C.

Introduction

We have reviewed the accompanying interim consolidated statement of financial position as at 31 March 2022 of Inovert B.S.C. (the "Company") and its subsidiaries (together the "Group"), the related interim consolidated statements of income, changes in owners' equity, cash flows and sources and uses of charity fund for the three month period then ended and explanatory notes. The Board of Directors is responsible for the preparation and presentation of these interim condensed consolidated financial statements in accordance with the accounting policies disclosed in note 2. Our responsibility is to express a conclusion on these interim condensed consolidated financial statements based on our review.

Scope of review

We conducted our review in accordance with International Standard on Review Engagements 2410, *Review of Interim Financial Information performed by the Independent Auditor of the Entity*. A review of interim financial information consists of making inquiries, primarily of persons responsible for financial and accounting matters, and applying analytical and other review procedures. A review is substantially less in scope than an audit conducted in accordance with International Standards on Auditing and consequently does not enable us to obtain assurance that we would become aware of all significant matters that might be identified in an audit. Accordingly, we do not express an audit opinion.

Conclusion

Based on our review, nothing has come to our attention that causes us to believe that the accompanying interim condensed consolidated financial statements are not prepared, in all material respects, in accordance with the accounting policies disclosed in note 2.



12 May 2022
Manama, Kingdom of Bahrain

Inovest B.S.C.


INTERIM CONSOLIDATED STATEMENT OF FINANCIAL POSITION

At 31 March 2022 (Reviewed)

		<i>Reviewed</i> 31 March 2022 US\$ '000	<i>Audited</i> <i>31 December</i> <i>2021</i> <i>US\$ '000</i>
ASSETS			
Cash and bank balances	4	26,378	26,376
Accounts receivable	5	20,433	20,411
Investments	6	14,662	12,964
Investment in joint ventures and associates	7	95,139	95,048
Investment in real estate	8	79,100	79,524
Property, plant and equipment	9	8,299	8,361
Right of use asset	10	237	264
Other assets	11	1,499	531
TOTAL ASSETS		245,747	243,479
LIABILITIES AND OWNERS' EQUITY			
Liabilities			
Other liabilities and accounts payable	12	69,997	69,123
ljarah liability		223	274
Financing from a bank		5,867	5,757
Total liabilities		76,087	75,154
Owners' Equity			
Share capital		120,334	120,334
Less: Treasury shares		(1,309)	(1,309)
		119,025	119,025
Reserves		6,864	6,864
Retained earnings		18,490	17,198
Equity attributable to Parent's shareholders		144,379	143,087
Non-controlling interest		25,281	25,238
Total owners' equity		169,660	168,325
TOTAL LIABILITIES AND OWNERS' EQUITY		245,747	243,479



Mohamed Al-Shalfan
Chairman



Mohamed Al-Ayoub
Vice-Chairman



Yaser Hamad Al-Jar
Chief Executive Officer

The attached explanatory notes 1 to 20 form part of these interim condensed consolidated financial statements.

Inovest B.S.C.


INTERIM CONSOLIDATED STATEMENT OF INCOME

For the three month period ended 31 March 2022 (Reviewed)

	Note	Three months ended	
		31 March	
		2022	2021
		US\$ '000	US\$ '000
OPERATING INCOME			
Net income from construction contracts	13	224	414
Income from investment in real estate	14	1,447	823
Fee for management and other services - net		1,461	299
Net share of income / (loss) from investment in joint ventures and associates	7	91	(47)
Other income	15	225	438
TOTAL OPERATING INCOME		3,448	1,927
OPERATING EXPENSES			
Staff costs		1,005	1,096
General and administrative expenses		492	589
Property related expenses		463	264
Financing costs		77	72
Depreciation	9	99	184
Net ijarah cost		31	-
TOTAL OPERATING EXPENSES		2,167	2,205
NET OPERATING INCOME / (LOSS)		1,281	(278)
Net reversal of expected credit losses	4 & 5	54	288
PROFIT FOR THE PERIOD		1,335	10
Attributable to :			
Equity shareholders of the parent		1,292	(74)
Non-controlling interest		43	84
PROFIT FOR THE PERIOD		1,335	10
BASIC AND DILUTED EARNINGS / (LOSS) PER SHARE (US cents)	16	0.43	(0.02)



Mohamed Al-Shalfan
Chairman



Mohamed Al-Ayoub
Vice-Chairman



Yaser Hamad Al-Jar
Chief Executive Officer

The attached explanatory notes 1 to 20 form part of these interim condensed consolidated financial statements.

Inovent B.S.C.

INTERIM CONSOLIDATED STATEMENT OF CHANGES IN OWNERS' EQUITY

For the three month period ended 31 March 2022 (Reviewed)

	<i>Equity attributable to Parent's shareholders</i>							<i>Non-controlling interest</i>	<i>Total owners' equity</i>
				<i>Reserves</i>		<i>Total equity</i>			
	<i>Share capital</i>	<i>Treasury shares</i>	<i>Statutory reserve</i>	<i>Fair value through equity reserve</i>	<i>Retained earnings</i>				
<i>US\$ '000</i>	<i>US\$ '000</i>	<i>US\$ '000</i>	<i>US\$ '000</i>	<i>US\$ '000</i>	<i>US\$ '000</i>	<i>US\$ '000</i>	<i>US\$ '000</i>		
As of 1 January 2022	120,334	(1,309)	4,651	2,213	17,198	143,087	25,238	168,325	
Profit for the period	-	-	-	-	1,292	1,292	43	1,335	
At 31 March 2022	120,334	(1,309)	4,651	2,213	18,490	144,379	25,281	169,660	
As of 1 January 2021	120,334	(1,309)	4,576	1,495	16,527	141,623	25,107	166,730	
Cumulative movement in fair value of investments	-	-	-	595	-	595	-	595	
(Loss) / profit for the period	-	-	-	-	(74)	(74)	84	10	
At 31 March 2021	120,334	(1,309)	4,576	2,090	16,453	142,144	25,191	167,335	

The attached explanatory notes 1 to 20 form part of these interim condensed consolidated financial statements.

Inovest B.S.C.

INTERIM CONSOLIDATED STATEMENT OF CASH FLOWS

For the three month period ended 31 March 2022 (Reviewed)

	Note	Three months ended	
		31 March	
		2022	2021
		US\$ '000	US\$ '000
OPERATING ACTIVITIES			
Profit for the period		1,335	10
Adjustments for:			
Depreciation	9	143	243
Net ijarah cost		31	-
Net share of (income) / loss from investment in joint ventures and associates	7	(91)	47
Net reversal of ECL	4 & 5	(54)	(288)
		1,364	12
Net changes in operating assets and liabilities:			
Short-term deposits (with an original maturity of more than 90 days)	4	(5,658)	(7,476)
Accounts receivable		634	(2,236)
Other assets		(968)	(11)
Accounts payable		874	(653)
Ijara payment		(55)	-
Net cash used in operating activities		(3,809)	(10,364)
INVESTING ACTIVITIES			
Proceeds from capital reduction for FVTE investment		292	-
Purchase of investment		(1,990)	-
Additional capitalisation of investment in real estate	8	(155)	(1,029)
Purchase of property, plant and equipment	9	(81)	(56)
Net cash used in investing activities		(1,934)	(1,085)
FINANCING ACTIVITY			
Net movement in financing from a bank		110	72
Net cash from financing activity		110	72
NET MOVEMENT IN CASH AND CASH EQUIVALENTS			
		(5,633)	(11,377)
Cash and cash equivalents at the beginning of the period	4	18,642	17,568
CASH AND CASH EQUIVALENTS AT THE END OF THE PERIOD	4	13,009	6,191

The attached explanatory notes 1 to 20 form part of these interim condensed consolidated financial statements.

Inovent B.S.C.

INTERIM CONSOLIDATED STATEMENT OF SOURCES AND USES OF
CHARITY FUND

For the three month period ended 31 March 2022 (Reviewed)

	<i>Three months ended</i>	
	<i>31 March</i>	
	2022	2021
	US\$ '000	US\$ '000
Sources of charity funds		
Undistributed charity funds at the beginning of the period	24	24
Contributions by the Company	-	-
Total sources of charity funds	24	24
Undistributed charity funds at end of period	24	24

The attached explanatory notes 1 to 20 form part of these interim condensed consolidated financial statements.

NOTES TO THE INTERIM CONDENSED CONSOLIDATED FINANCIAL STATEMENTS

At 31 March 2022 (Reviewed)

1 INCORPORATION AND ACTIVITIES

a) Incorporation

Inovest B.S.C. (the "Company") is a public shareholding company incorporated in the Kingdom of Bahrain on 18 June 2002 and operates under Commercial Registration (CR) number 48848. The Company commenced operations on 1 October 2002. Under the terms of its Memorandum and Articles of Association, the duration of the Company is 50 years, renewable for further similar periods unless terminated earlier by law or as stated in the Memorandum and Articles of Association. The address of the Company's registered office is 35th floor, East Tower, Bahrain Financial Harbour, Manama, Kingdom of Bahrain.

The Company is listed on the Bahrain Bourse and cross-listed on the Kuwait Stock Exchange.

The Company has been issued an Investment Business Firm License – Category 1 (Islamic Principles) by the Central Bank of Bahrain ("CBB"), to operate under the Islamic Sharia'a principles, and is supervised and regulated by the CBB.

b) Activities

The principal activities of the Company together with its subsidiaries (the "Group") include:

- Engaging directly in all types of investments, including direct investment and securities, and various types of investment funds.
- Establishing and managing various investment funds.
- Dealing in financial instruments in the local, regional and international markets.
- Providing information and studies related to different types of investments for others.
- Providing financial services and investment consultations to others.
- Establishing joint ventures with real estate, industrial and services companies inside or outside the Kingdom of Bahrain.
- Engaging in contracting activities.
- Engaging in the management of commercial and industrial centres and residential buildings, property leasing, development and their maintenance.
- Having interest or participating in any way with companies and other entities engaged in similar activities that may work and co-operate to achieve the Company's objectives inside and outside the Kingdom of Bahrain, and also merge its activities with the above mentioned entities and/or buy or join with them.

Impact of COVID-19

On 11 March 2020, the World Health Organization made an assessment that the outbreak of a coronavirus (COVID-19) can be characterised as a pandemic. As a result, businesses have subsequently seen reduced customer movements and, where governments mandated, temporary suspension of travel and closure of non-essential businesses. The existing and anticipated effects of the outbreak on the global economy is expected to continue to evolve. Although these developments have not significantly impacted the Group's operations as of 31 March 2022, the scale and duration of these developments remain uncertain at this stage and could potentially negatively impact the Group's financial position, financial performance and cash flows in the future, the extent of which is presently undeterminable. During the current period, the Group did not receive any financial support from the Government of the Kingdom of Bahrain (31 March 2021: nil)

The number of staff employed by the Group as at 31 March 2022 was 561 employees (31 December 2021: 357 employees).

The interim condensed consolidated financial statements for the three months period ended 31 March 2022 were authorised for issue in accordance with a resolution of the Board of Directors dated 12 May 2022.

NOTES TO THE INTERIM CONDENSED CONSOLIDATED FINANCIAL STATEMENTS

At 31 March 2022 (Reviewed)

2 ACCOUNTING POLICIES

2.1 Basis of preparation

The interim condensed consolidated financial statements of the Group for the three months period ended 31 March 2022 have been prepared in accordance with the guidance given by International Accounting Standard 34 - *Interim Financial Reporting*. The interim condensed consolidated financial statements do not contain all information and disclosures required in the annual consolidated financial statements, and should be read in conjunction with the Group's annual consolidated financial statements as at 31 December 2021. These interim condensed consolidated financial statements are presented in US Dollars, which is the functional currency of the Group. All values are rounded to US Dollar thousands unless otherwise indicated.

2.2 Statement of compliance

The accounting policies adopted in the preparation of the interim condensed consolidated financial statements are consistent with those used in the preparation of the annual consolidated financial statements for the year ended 31 December 2021 which were prepared in accordance with the Financial Accounting Standards ("FAS") issued by Accounting and Auditing Organisation for Islamic Financial Institutions ("AAOIFI"), the Shari'a rules and principles as determined by the Shari'a Supervisory Board of the Company, the Bahrain Commercial Companies Law, Central Bank of Bahrain ("CBB") and the Financial Institutions Law and the CBB Rule Book (Volume 4). In accordance with the requirements of AAOIFI, for matters for which no AAOIFI standards exist, including interim financial reporting, the Group uses the relevant International Financial Reporting Standards ("IFRS").

2.3 Basis of consolidation

The interim condensed consolidated financial statements include the financial statements of the Company and its subsidiaries. All intercompany balances and transactions are eliminated in full on consolidation.

The following are the principle subsidiaries of the Company, which are consolidated in these interim condensed consolidated financial statements:

<i>Name of the subsidiary</i>	Ownership 2022	<i>Ownership 2021</i>	<i>Country of incorporation</i>	<i>Year of incorporation</i>	<i>Activity</i>
Held directly by the Company					
Al Khaleej Development Co. W.L.L	100.00%	100.00%	Kingdom of Bahrain	2009	Purchase, sale, management and development of properties.

The following are the subsidiaries held indirectly through Al Khaleej Development Co. W.L.L.:

Held indirectly by the Company					
Bahrain Investment Wharf W.L.L.	100.00%	100.00%	Kingdom of Bahrain	2006	Development, maintenance, leasing and management of commercial and industrial centres, residential buildings and property.
Tamcon Contracting Co. W.L.L	100.00%	100.00%	Kingdom of Bahrain	2007	Contracting activities.
Dannat Resort Development Company Limited	67.57%	67.57%	Cayman Islands	2008	Managing and Development of Real Estate Projects.
Tamcon Trading W.L.L	100.00%	100.00%	Kingdom of Bahrain	2009	Import, export, sale of electronic & electrical equipment, appliances, its spare parts and sale of building materials.
Eresco Tamcon JV B.S.C (c)	100.00%	100.00%	Kingdom of Bahrain	2014	Construction and maintenance of villas.

NOTES TO THE INTERIM CONDENSED CONSOLIDATED FINANCIAL STATEMENTS

At 31 March 2022 (Reviewed)

2 ACCOUNTING POLICIES (continued)**2.3 Basis of consolidation (continued)**

<i>Name of the subsidiary</i>	Ownership 2022	<i>Ownership 2021</i>	<i>Country of incorporation</i>	<i>Year of incorporation</i>	<i>Activity</i>
Held indirectly by the Company (continued)					
Panora Interiors W.L.L	100.00%	100.00%	Kingdom of Bahrain	2015	Carpentry and joinery works.
BIW Labor Accommodation Co W.L.L	60.21%	60.21%	Kingdom of Bahrain	2007	Buying, selling and management of properties.

2.4 New standards, interpretations and amendments

These interim condensed consolidated financial statements have been prepared using accounting policies, which are consistent with those used in the preparation of the annual consolidated financial statements for the year ended 31 December 2021, except for the adoption of following FASs as explained below.

- **FAS 37 "Financial Reporting by Waqf Institutions" (effective 1 January 2022)**

The standard establishes principles of financial reporting by Waqf financial institutions, which are established and operated in line with Shari'ah principle and rules.

Adoption of the above standard did not have any impact on the interim condensed consolidated financial statements of the Group for the period ended 31 March 2021.

- **FAS 38 Wa'ad, Khiyar and Tahawwut (effective 1 January 2022)**

The standard prescribes the accounting and reporting principles and requirements for Wa'ad (promise), Khiyar (option) and Tahawwut (hedging) arrangements for the institutions.

Adoption of the above standard did not have any impact on the interim condensed consolidated financial statements of the Group for the period ended 31 March 2021.

2.5 New standards, amendments and interpretations issued but not yet effective

Standards, interpretations and amendments to existing standards issued but not yet effective up to the date of issuance of the Group's consolidated financial statements are disclosed below. The Group reasonably expects these issued standards, interpretations and amendments to existing standards to be applicable at a future date. The Group intends to adopt these standards, interpretations and amendments to existing standards, if applicable, when they become effective:

- **FAS 39 "Financial Reporting for Zakah" (effective 1 January 2023)**

The standard aims at setting out the accounting treatment of Zakah in the books of an Islamic financial institution, including the presentation and disclosure in its financial statements.

- **FAS 40 "Financial Reporting for Islamic Finance Windows" (effective 1 January 2024)**

The standard improves upon and supersedes FAS 18 "Islamic Financial Services offered by Conventional Financial Institutions" and defines the financial reporting requirements applicable to conventional financial institutions offering financial services.

- **FAS 1 "General Presentation and Disclosures in the Financial Statements" (revised) (effective 1 January 2023)**

The standard describes and improves the overall presentation and disclosure requirements prescribed in line with the global best practices and supersedes the earlier FAS 1.

NOTES TO THE INTERIM CONDENSED CONSOLIDATED FINANCIAL STATEMENTS

At 31 March 2022 (Reviewed)

3 CYCLICALITY OF OPERATIONS

The interim consolidated net income for the three-month period ended 31 March 2022 may not represent a proportionate share of the annual net profit or loss due to the variability of income and operating expenses.

4 CASH AND BANK BALANCES

	<i>Reviewed</i> 31 March 2022 US\$ '000	<i>Audited</i> 31 December 2021 US\$ '000
Current account balances with banks	12,719	9,542
Short-term deposits (with an original maturity of 90 days or less)	278	9,087
Cash in hand	12	13
	<hr/>	<hr/>
Total cash and cash equivalents	13,009	18,642
Short-term deposits (with an original maturity of more than 90 days)	13,553	7,895
	<hr/>	<hr/>
	26,562	26,537
Less: Provisions for expected credit loss	(184)	(161)
	<hr/>	<hr/>
Total cash and bank balances	26,378	26,376
	<hr/> <hr/>	<hr/> <hr/>

Movements in the provision for expected credit loss:

	<i>Reviewed</i> 31 March 2022 US\$ '000	<i>Audited</i> 31 December 2021 US\$ '000
At 1 January	161	142
Charge during the period / year	23	19
	<hr/>	<hr/>
	184	161
	<hr/> <hr/>	<hr/> <hr/>

5 ACCOUNTS RECEIVABLE

	<i>Reviewed</i> 31 March 2022 US\$ '000	<i>Audited</i> 31 December 2021 US\$ '000
Amounts due from related parties (note 17)	13,322	12,830
Trade receivables	5,548	8,729
Rent receivable	1,228	1,296
Other receivables	23,730	21,028
	<hr/>	<hr/>
	43,828	43,883
Less: provision for expected credit losses	(23,395)	(23,472)
	<hr/>	<hr/>
	20,433	20,411
	<hr/> <hr/>	<hr/> <hr/>

NOTES TO THE INTERIM CONDENSED CONSOLIDATED FINANCIAL STATEMENTS

At 31 March 2022 (Reviewed)

5 ACCOUNTS RECEIVABLE (continued)

Amounts due from related parties are unsecured, bear no profit and have no fixed repayment terms and are authorised by the Group's management.

The movement in the Group's provision for expected credit losses is as follows:

	<i>Reviewed</i> 31 March 2022 US\$ '000	<i>Audited</i> 31 December 2021 US\$ '000
At 1 January	23,472	23,905
Write back during the period / year	(77)	(433)
	23,395	23,472

6 INVESTMENTS

	<i>Reviewed</i> 31 March 2022 US\$ '000	<i>Audited</i> 31 December 2021 US\$ '000
Equity investments in real estate	12,672	12,964
Managed funds	1,990	-
	14,662	12,964

7 INVESTMENT IN JOINT VENTURES AND ASSOCIATES

	<i>Reviewed</i> 31 March 2022 US\$ '000	<i>Audited</i> 31 December 2021 US\$ '000
At 1 January	95,048	95,681
Net share of income / (loss)	91	(223)
Distributions during the period / year	-	(410)
	95,139	95,048

8 INVESTMENT IN REAL ESTATE

	<i>Reviewed</i> 31 March 2022 US\$ '000	<i>Audited</i> 31 December 2021 US\$ '000
At 1 January	79,524	76,824
Additions during the period / year	155	2,700
Disposals during the period / year	(579)	-
	79,100	79,524

NOTES TO THE INTERIM CONDENSED CONSOLIDATED FINANCIAL STATEMENTS

At 31 March 2022 (Reviewed)

9 PROPERTY, PLANT AND EQUIPMENT

	<i>Buildings on leasehold land</i>	<i>Machinery, equipment and fixtures</i>	<i>Computer hardware and software</i>	<i>Motor vehicles</i>	<i>Total</i>
	<i>US\$ '000</i>	<i>US\$ '000</i>	<i>US\$ '000</i>	<i>US\$ '000</i>	<i>US\$ '000</i>
Cost					
At 1 January 2021	10,122	10,694	1,592	2,254	24,662
Additions	-	63	18	-	81
At 31 March 2022	10,122	10,757	1,610	2,254	24,743
Accumulated depreciation					
At 1 January 2021	3,081	9,727	1,533	1,960	16,301
Charge	45	60	18	20	143
At 31 March 2022	3,126	9,787	1,551	1,980	16,444
Net book amount:					
At 31 March 2022	6,996	970	59	274	8,299
At 31 December 2021	7,041	967	59	294	8,361

Depreciation on property, plant and equipment charged to the interim consolidated statement of income is as follows:

	<i>Reviewed Three months ended 31 March</i>	
	2022	2021
	US\$ '000	US\$ '000
Depreciation charged to contract costs	44	59
Depreciation charged to expenses	99	184
	143	243

10 RIGHT OF USE ASSET

	<i>Reviewed 31 March 2022</i>	<i>Audited 31 December 2021</i>
	US\$ '000	US\$ '000
Cost		
Opening	328	-
Additions	-	328
	328	328
Accumulated amortisation		
At 1 January	64	-
Charge	27	64
	91	64
Net book value	237	264

NOTES TO THE INTERIM CONDENSED CONSOLIDATED FINANCIAL STATEMENTS

At 31 March 2022 (Reviewed)

11 OTHER ASSETS

	<i>Reviewed</i> 31 March 2022 US\$ '000	<i>Audited</i> 31 December 2021 US\$ '000
Advances to contractors	1,007	274
Prepayments	492	257
	1,499	531

12 OTHER LIABILITIES AND ACCOUNTS PAYABLE

	<i>Reviewed</i> 31 March 2022 US\$ '000	<i>Audited</i> 31 December 2021 US\$ '000
Payable to the Government	50,105	50,105
Accruals and other payables	7,030	7,992
Case compensation and other contingencies	3,389	3,389
Advances from construction clients	4,970	4,970
Amounts due to related parties (note 17)	159	152
Retentions payable	1,061	1,046
Trade payables	3,283	1,469
	69,997	69,123

13 NET INCOME FROM CONSTRUCTION CONTRACTS

	<i>Reviewed</i> <i>Three months ended</i> <i>31 March</i>	
	2022 US\$ '000	2021 US\$ '000
Contract income	2,599	2,634
Contract costs	(2,375)	(2,220)
	224	414

14 INCOME FROM INVESTMENT IN REAL ESTATE

	<i>Reviewed</i> <i>Three months ended</i> <i>31 March</i>	
	2022 US\$ '000	2021 US\$ '000
Rental income	868	823
Gain on sale of investment in real estate	579	-
	1,447	823

NOTES TO THE INTERIM CONDENSED CONSOLIDATED FINANCIAL STATEMENTS

At 31 March 2022 (Reviewed)

15 OTHER INCOME

	<i>Reviewed</i>	
	<i>Three months ended</i>	
	<i>31 March</i>	
	2022	2021
	US\$ '000	US\$ '000
Electricity and water services	-	45
Profit on short-term deposits	162	135
Others	63	258
	225	438

16 BASIC AND DILUTED EARNINGS PER SHARE

Basic and diluted earnings per share amounts are calculated by dividing net income for the period attributable to equity holders of the parent by the weighted average number of shares outstanding during the period as follows:

	<i>Reviewed</i>	
	<i>Three months ended</i>	
	<i>31 March</i>	
	2022	2021
Income / (loss) attributable to the equity shareholders of the parent for the period - US\$ '000	1,292	(74)
Weighted average number of shares outstanding at the beginning and end of the period - in thousands	297,162	297,162
Earnings / (loss) earnings per share - US cents	0.43	(0.02)

The Company does not have any potentially dilutive ordinary shares, hence the diluted earnings per share and basic earnings per share are identical.

17 RELATED PARTY BALANCES AND TRANSACTIONS

Related parties comprise major shareholders, directors of the Group, entities owned or controlled, jointly controlled or significantly influenced by them and companies affiliated by virtue of shareholding in common with that of the Group and Shari'a Supervisory Board members and external auditors.

NOTES TO THE INTERIM CONDENSED CONSOLIDATED FINANCIAL STATEMENTS

At 31 March 2022 (Reviewed)

17 RELATED PARTY BALANCES AND TRANSACTIONS (continued)

The related party balances included in the interim condensed consolidated financial statements are as follows:

	<i>Reviewed</i>				<i>Audited</i>			
	<i>31 March 2022</i>				<i>31 December 2021</i>			
	<i>Key management personnel/ Board members/ external auditors</i>	<i>Other related parties</i>	<i>Total</i>		<i>Key management personnel/ Board members/ external auditors</i>	<i>Other related parties</i>	<i>Total</i>	
	<i>US\$ '000</i>	<i>US\$ '000</i>	<i>US\$ '000</i>		<i>US\$ '000</i>	<i>US\$ '000</i>	<i>US\$ '000</i>	
Accounts receivable - gross	9,949	3,373	13,322	9,810	3,020	12,830		
Provision for impaired receivables	(2,998)	(2,409)	(5,407)	(2,997)	(2,409)	(5,406)		
Accounts receivable - net	6,951	964	7,915	6,813	611	7,424		
Investment in joint ventures and associates	95,139	-	95,139	95,048	-	95,048		
Accounts payable	15	129	159	15	122	152		

The related party transactions included in the interim condensed consolidated financial statements are as follows:

	<i>Reviewed</i>				<i>Reviewed</i>			
	<i>31 March 2022</i>				<i>31 March 2021</i>			
	<i>Key management personnel/ Board members/ external auditors</i>	<i>Other related parties</i>	<i>Total</i>		<i>Key management personnel/ Board members/ external auditors</i>	<i>Other related parties</i>	<i>Total</i>	
	<i>US\$ '000</i>	<i>US\$ '000</i>	<i>US\$ '000</i>		<i>US\$ '000</i>	<i>US\$ '000</i>	<i>US\$ '000</i>	
Income								
Fee for management and other services	52	-	52	55	-	-	55	
Net share of income / (loss) from investment in joint ventures and associates	91	-	91	(47)	-	-	(47)	
	143	-	143	8	-	-	8	
Expenses								
Staff costs	-	466	466	-	403	-	403	
General and administrative expenses	4	64	90	2	27	43	72	
	4	530	556	2	430	43	475	

NOTES TO THE INTERIM CONDENSED CONSOLIDATED FINANCIAL STATEMENTS

At 31 March 2022 (Reviewed)

17 RELATED PARTY BALANCES AND TRANSACTIONS (continued)

Compensation of the key management personnel is as follows:

	<i>Reviewed</i> <i>Three months ended</i> <i>31 March</i>	
	2022	2021
	US\$ '000	US\$ '000
Salaries and other benefits	466	403

18 SEGMENTAL INFORMATION

Segmental information is presented in respect of the Group's business segments. A business segment is a group of assets and operations engaged in providing products or services that are subject to risks and returns that are different to those of other business segments. For management purposes, the Group is organised into three major business segments.

The accounting policies of the segments are the same as those applied in the preparation of the Group's interim condensed consolidated financial statements as set out in note 2. Transactions between segments are conducted at estimated market rates on an arm's length basis.

(a) Segment information relating to the interim consolidated statement of income is disclosed as follows:

	31 March 2022 - Reviewed				
	<i>Investment and related services</i>	<i>Construction contracts</i>	<i>Development and sale of industrial plots</i>	<i>Eliminations</i>	<i>Total</i>
	<i>US\$ '000</i>	<i>US\$ '000</i>	<i>US\$ '000</i>	<i>US\$ '000</i>	<i>US\$ '000</i>
Net revenues from external customers	2,834	176	126	(4)	3,132
Inter-segment transactions	-	33	126	(159)	-
Net share of income from investment in joint ventures and associates	101	-	-	(10)	91
Other income	-	106	119	-	225
Total revenue	2,935	315	371	(173)	3,448
Segment profit / (loss)	206	(457)	(76)	1,662	1,335

	31 March 2021 - Reviewed				
	<i>Investment and related services</i>	<i>Construction contracts</i>	<i>Development and sale of industrial plots</i>	<i>Eliminations</i>	<i>Total</i>
	<i>US\$ '000</i>	<i>US\$ '000</i>	<i>US\$ '000</i>	<i>US\$ '000</i>	<i>US\$ '000</i>
Net revenues from external customers	107	414	1,024	(9)	1,536
Inter-segment transactions	70	33	128	(231)	-
Net share of loss from investment in joint ventures and associates	(38)	-	-	(9)	(47)
Other income	144	89	205	-	438
Total revenue	283	536	1,357	(249)	1,927
Segment profit / (loss)	(812)	(329)	1,145	6	10

NOTES TO THE INTERIM CONDENSED CONSOLIDATED FINANCIAL STATEMENTS

At 31 March 2022 (Reviewed)

18 SEGMENTAL INFORMATION (continued)

(b) Segment information relating to the interim consolidated statement of financial position as at 31 March 2022 and 31 December 2021 is disclosed as follows:

	31 March 2022 - Reviewed				
	<i>Investment and related services</i>	<i>Construction contracts</i>	<i>Development and sale of industrial plots</i>	<i>Eliminations</i>	<i>Total</i>
	<i>US\$ '000</i>	<i>US\$ '000</i>	<i>US\$ '000</i>	<i>US\$ '000</i>	<i>US\$ '000</i>
Segment assets	378,657	41,855	147,111	(321,876)	245,747
Segment liabilities	134,587	15,345	54,017	(127,862)	76,087
	31 December 2021 - Audited				
	<i>Investment and related services</i>	<i>Construction contracts</i>	<i>Development and sale of industrial plots</i>	<i>Eliminations</i>	<i>Total</i>
	<i>US\$ '000</i>	<i>US\$ '000</i>	<i>US\$ '000</i>	<i>US\$ '000</i>	<i>US\$ '000</i>
Segment assets	386,215	40,124	122,708	(305,568)	243,479
Segment liabilities	137,777	13,156	53,071	(128,850)	75,154

19 CONTINGENCIES AND COMMITMENTS

The Group has the following credit related commitments:

	Reviewed	Audited
	31 March 2022	31 December 2021
	US\$ '000	US\$ '000
Guarantees	13,293	2,200

20 FIDUCIARY ASSETS

The assets managed on behalf of customers, to which the Group does not have any legal title are not included in the consolidated statement of financial position. At 31 March 2022, the carrying value of such assets is US\$ 98.21 million (31 December 2021: US\$ 98.21 million). The share of assets relating to non-controlling shareholders within the subsidiaries consolidated in the financial statements amounted to US\$ 26.33 million (31 December 2021: US\$ 26.4 million).