


# Bahrain Bourse Equity Market Weekly Trading Report



## Weekly Report Content

### Indices and Sectoral Statistics



Bahrain All Share Index Activity of the week



Bahrain All Share Index 2 Year Daily Chart



Bahrain All Share Index 5 Year Weekly Chart



Bahrain Islamic Index Activity of the week



Bahrain Islamic Index 2 Year Daily Chart



Sectoral Index Activity of This week

### Market Statistics



Weekly Trading Averages (4 Days)

Value Change Comparrison

Volume Change Comparrison

Trades Change Comparrison

### Security Statistics



Top 3 Advancers and Decliners This Week



Five Most Traded Securities

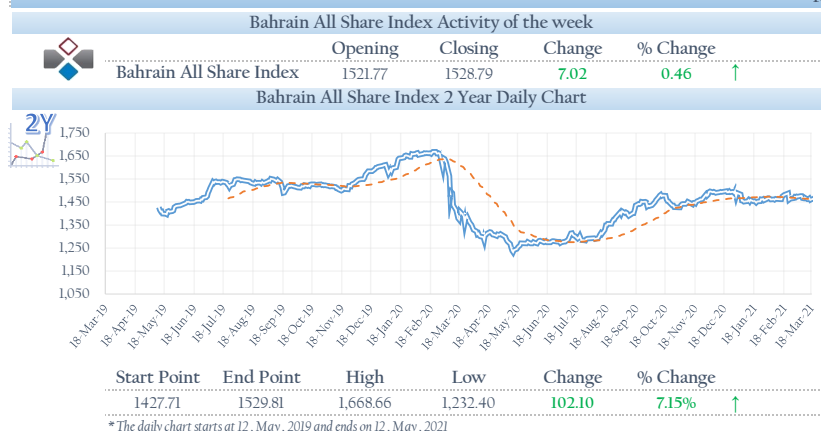


Five Best Performance by Volume



Five Best Performance by Value

Report from 2021-5-9 TO 2021-5-12



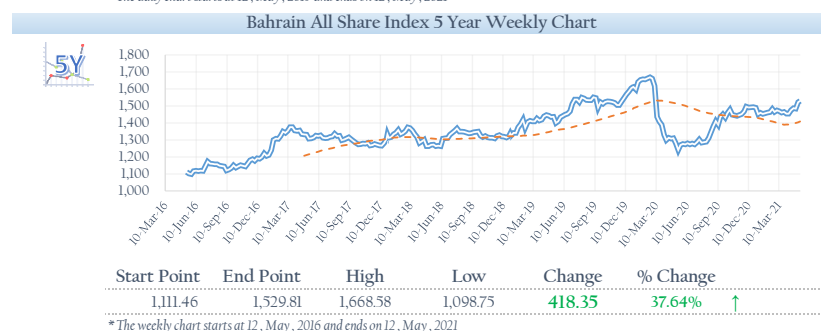
## Sectoral Index Activity of This week

Sector	Opening	Closing	Change	% Change	Value	Volume	Trades
Commercial Banks	3,396.750	3,419.170	22.420	0.660	382,501	2,331,373	75
Hotel & Tourism	1,829.170	1,829.170	0.000	0.000	-	-	-
Industries	1,041.480	1,039.910	1.570	0.150	588,379	902,188	44
Insurance	1,804.990	1,806.750	1.760	0.100	5,333	48,486	1
Investment	581.400	584.150	2.740	0.470	153,235	2,230,581	46
Services	1,757.110	1,761.590	4.480	0.260	614,319	1,945,867	84

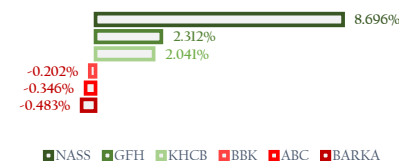
## Weekly Trading Averages (4 Days)



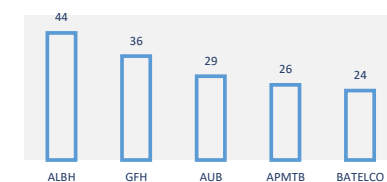
Average Trading Value	435,942	Average Trading Volume	1,864,624	Average No. of Trades	63
Value Change Comparison		Volume Change Comparison		Trades Change Comparison	
2.68	1.74	9.94	7.46	402	250
Previous Week	Current Week	Previous Week	Current Week	Previous Week	Current Week



## Top 3 Advancers and Decliners This Week

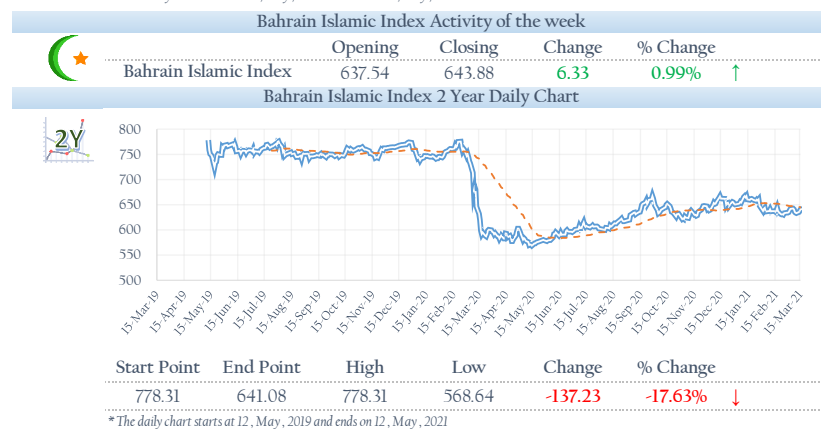


## Five Most Traded Securities




Security	Closing	Previous Close	Change
NASS	0.050	0.046	0.004
GFH	0.177	0.173	0.004
KHCB	0.050	0.049	0.001
BBK	0.494	0.495	-0.001
ABC	0.288	0.289	-0.001
BARKA	0.206	0.207	-0.001

Security	Volume	Value	Trades
ALBH	902,188	588,379	44
GFH	1,906,522	125,910	36
AUB	845,232	232,025	29
APMTB	165,036	209,545	26
BATELCO	360,690	216,629	24




## Five Best Performance by Volume



Security	Volume	Value	Trades
GFH	1,906,522	125,910	36
SEEF	940,500	147,971	22
ALBH	902,188	588,379	44
AUB	845,232	232,025	29
SALAM	801,445	53,431	11

## Five Best Performance by Value



Security	Volume	Value	Trades
ALBH	902,188	588,379	44
AUB	845,232	232,025	29
BATELCO	360,690	216,629	24
APMTB	165,036	209,545	26
SEEF	940,500	147,971	22